

ATELIER

create  
your own  
unique rug



van  
besouw

rugs inspiration

## Content

- 3\ The Van Besouw atelier
- 6\ How does it work?
- 7\ Inspiration to start with
- 8\ Rug your own
- 10\ Finishing touches
- 12\ Get inspired
- 44\ Standard shapes
- 46\ Practical information
- 47\ Start creating



about

## The Van Besouw atelier

Van Besouw is known for its wide collection of rugs. All our rugs are manufactured in the right size with the desired shape and finish in our Van Besouw atelier. From simple rectangular to complex organic shapes. Quirky cotton, special knitted rug or classy tufted carpets. A collection where style and class are key and colour catches the eye.

The chosen rug, the designed shape and the carefully selected edging. All elements converge at the Van Besouw atelier.

### computer-controlled cutting

All rugs are cut by computer. A cutting plan is drawn up for each rug and the carpet is cut from the roll in a dimensionally stable manner. This minimises cutting loss and ensures an efficient process.

### finishing of rugs

Finishing the rugs is craftsmanship. All rugs are taken in hand one by one and finished with the desired look and feel.



create your own unique rug

## How does it work?

### 1\ idea

The entire collection can be manufactured as a custom rug. This gives you as the designer freedom in sizes and shapes.

### 2\ connect

Get to know our distinctive materials and combine different colours and textures.


### 3\ realize

In our atelier we make the rugs into the desired shape, colour and selected edge finishes, all manufactured by hand.


### 4\ receive

Experience the enhancement of your custom designed rug in any space.

## Inspiration to start with




ellipse



bean




tablet




moon




hexagon




coral




pebble




nut



round



plaid



cloud



...or rug your own!

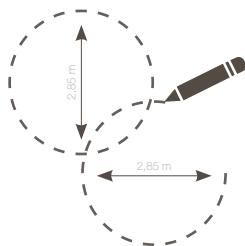


colours, materials and shapes

## Rug your own


### 1\ create

Create your own tailor-made shape and size.



### 2\ combine

Combine materials and colours for your chosen shape.



### 3\ design

All your choices come together in a unique rug designed by you.



2607-010, 270. 380\ finishing: blind



blind and volume

# Finishing touches

The perfection of your unique design is due to the finishing touches provided by Van Besouw.

The precise finish that we ensure by hand gives the whole a quality standard that you would expect from Van Besouw. Extensive choice of different edge finishes offers combination possibilities which enhance the designed rug.



## blind

Blind banding is a minimalist and stylish finish where the piping is subtly stitched around the rug without visible seams. The luxury finish prevents fraying and the band is barely visible.

The collection has a wide range of colours and materials. All colours are meticulously tuned so that each rug can be provided with a matching finish.

## volume

The essence of a volume finish are folded edges. In this finish, the edges are folded over and glued in place. The folded edge gives the rug a rich, full look.

To compensate for the difference in height and to provide comfort, all rugs have an anti-slip underlay as standard.



1406-010\ finishing: blind

discover different colours, shapes and sizes

Inspiration









quality	soft
colour	2606
finishing	210
	blind

*project Duetto Business Park*  
*realized by Scope Design | Koolmat*  
*photography by Wellu Hämäläinen*







quality  
colour  
finishing

soft  
2606  
480  
blind

realized by LUXV Design Studio  
photography by Studio MUK








	soft
quality	2607
colour	380
finishing	volume

*realized by NINETY EIGHT  
Interior Design*







quality

colour

finishing

cotton


3809

015

blind












	soft
quality	2605
colour	635
finishing	volume

*realized by Grego Design*







van  
besouw

	cotton
quality	3805
colour	601
finishing	volume








quality	soft
colour	2605
finishing	230
	volume


project Norvestor Helsinki Office  
 realized by Deijlig | Koolmat  
 photography by Mikael Pettersson










	soft
quality	2605
colour	540
finishing	volume

*realized by Thoben & Minten*  
*photography by Willy Lamers*





quality  
colour  
finishing


wool  
1406  
010  
blind


realized by Zecc Architects  
photography by Stijn Poelstra









	soft
quality	2606
colours	010, 360, 380
finishing	volume









	wool
quality	1803
colour	610
finishing	blind










quality  
colour  
finishing

soft  
2612  
280  
volume





quality soft  
2607  
colours 010, 270, 380  
finishing blind

realized by Stuck on Earth |  
Dahl Agentur  
photography by Andrea Singer










	soft
quality	2609
colour	540
finishing	volume

*realized by Slijkhuis Interieur Design*  
*photography by Chiela.*







	soft
quality	2606
colours	380
finishing	volume

*realized by Van der Donk Interior*



we would like to help you further


# Standard shapes

The sizes shown are standard sizes.  
Any shape or size is possible




- 1\ 2,00 x 2,80 m
- 2\ 3,00 x 4.20 m
- 3\ 4,00 x 5,60 m

hexagon



- 1\ 2,00 x 2,78 m
- 2\ 3,00 x 4.17 m
- 3\ 4,00 x 5,56 m

bean



- 1\ 2,00 x 2,54 m
- 2\ 3,00 x 3,81 m
- 3\ 4,00 x 5,08 m

cloud



- 1\ 2,00 x 2,98 m
- 2\ 3,00 x 4.47 m
- 3\ 4,00 x 5,96 m

peanut



- 1\ 2,00 x 2,80 m
- 2\ 3,00 x 4.20 m
- 3\ 4,00 x 5,60 m

plaid



- 1\ 2,00 x 2,76 m
- 2\ 3,00 x 4.14 m
- 3\ 4,00 x 5,52 m

coral



- 1\ 2,00 x 2,98 m
- 2\ 3,00 x 4.47 m
- 3\ 4,00 x 5,96 m

moon




- 1\ 2,00 x 2,82 m
- 2\ 3,00 x 4.23 m
- 3\ 4,00 x 5,64 m

pebble




- 1\ Ø 2,50 m
- 2\ Ø 3,00 m
- 3\ Ø 3,50 m

round



- 1\ 2,00 x 2,78 m
- 2\ 3,00 x 4.17 m
- 3\ 4,00 x 5,56 m

tablet



- 1\ 2,00 x 2,68 m
- 2\ 3,00 x 4.02 m
- 3\ 4,00 x 5,36 m

ellipse

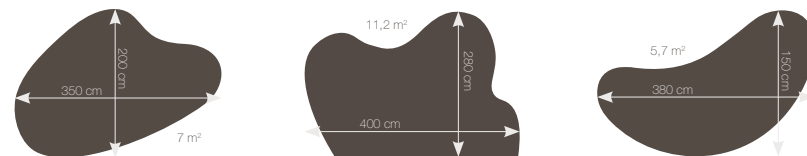


practical information

## About your own unique rug

### 1\ rug surface calculation

Calculate by measuring the highest and widest measurements of the chosen size and shape.



### 2\ the finishing touch

For finishing, it is important to choose the right material. Not every carpet is suitable for a volume finish; a blind finish always suffices. For more information, see the advisory price list.

Leather, suede and other qualities of finishing are available on request.

### 3\ design

Do you have an idea or design? We are happy to think and design with you. A small sketch in PDF or JPG will do.



inspiration and advice  
Start creating





Address Sasdijk 14, 8281 BM Genemuiden (NL) Phone +31 (0) 38 385 8818 E-mail [info@besouw.nl](mailto:info@besouw.nl) Site [www.besouw.nl](http://www.besouw.nl)